


Explorer's Letter

Imagine that you have been invited to take a tour of a new land! Write a letter back home describing your experiences.

Answer the following questions in your letter:

- What did the you see?
- How did the native people react to you being in their land?
- How did you treat the native people?
- Would you live there if you could?
- Did you leave anything in the new land? If so, what?
- Did you bring anything back from that land? If so, what?




Explorers and Invaders

Lesson **1**

Key Terms

Complete the KIM chart with a **key idea**, **additional information**, and a **memory clue** for each Key Term. The first example is done for you.

	K ey Idea	A dditional I nformation	M emory Clue
astronomy	study of the universe	stars, moon, planets	
conquistadors			
epidemic			
smallpox			
tribute			

Text-to-Self Connections

Look for connections between your life and the lives of people in this lesson. Complete the page with information about connections you made while reading.


1. How many connections did you make between the text and yourself? _____

2. How did making connections change the way you read the lesson?

3. Choose the two strongest connections you made in the lesson. Describe each of the connections.

Connection 1:

Connection 2:



Conquering Perspectives

From the lesson, choose an empire in the Americas that was conquered by Spain. Use information from the lesson to write a short journal entry from the point of view of three different people who were involved in the conquering of that empire.

Person #1 _____

Person #2 _____

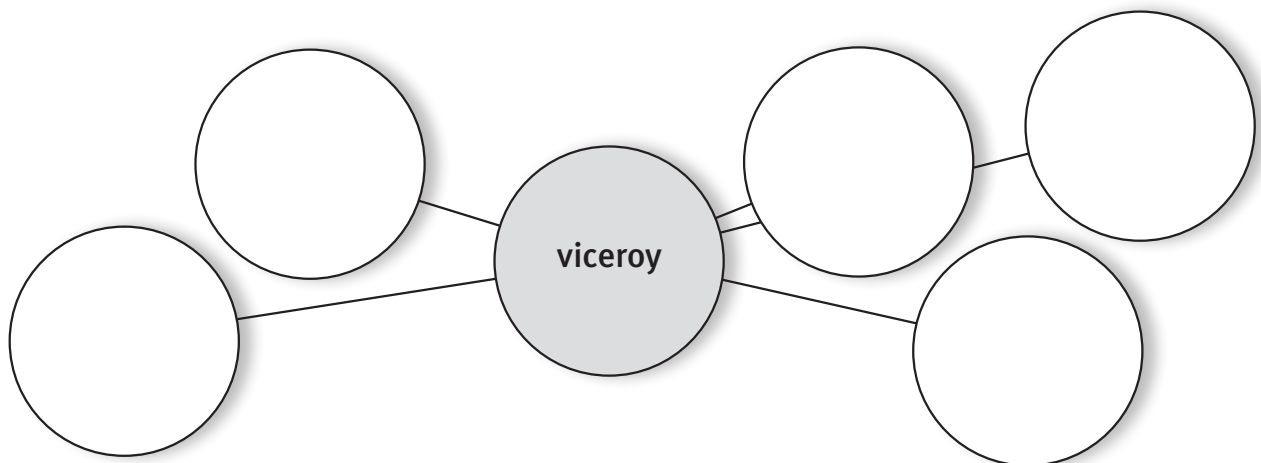
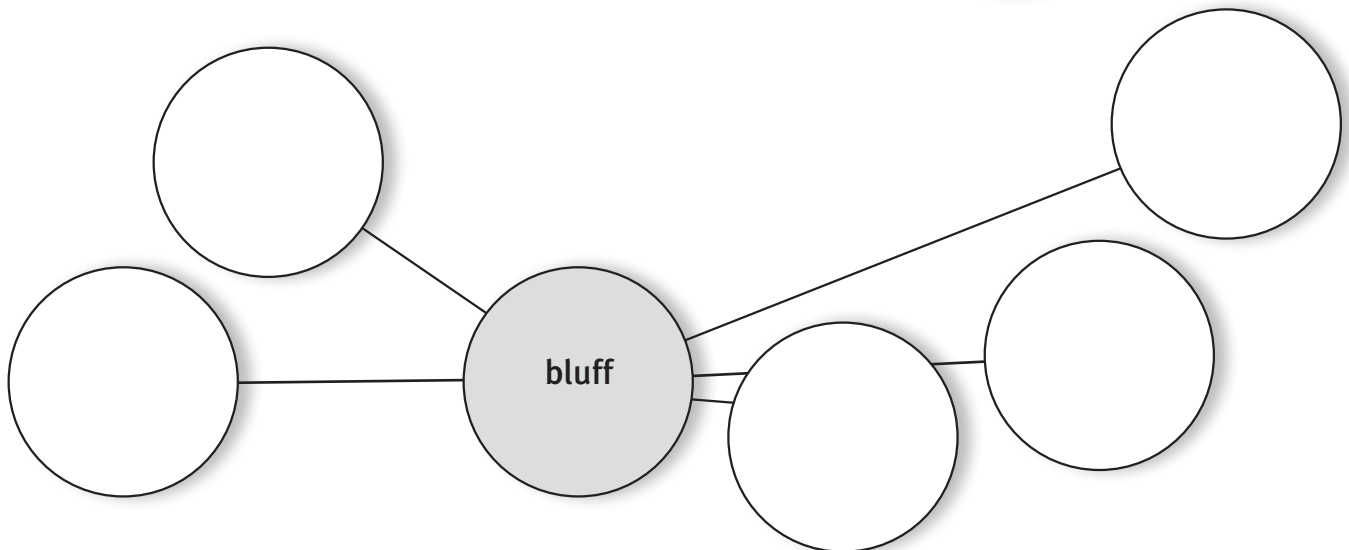
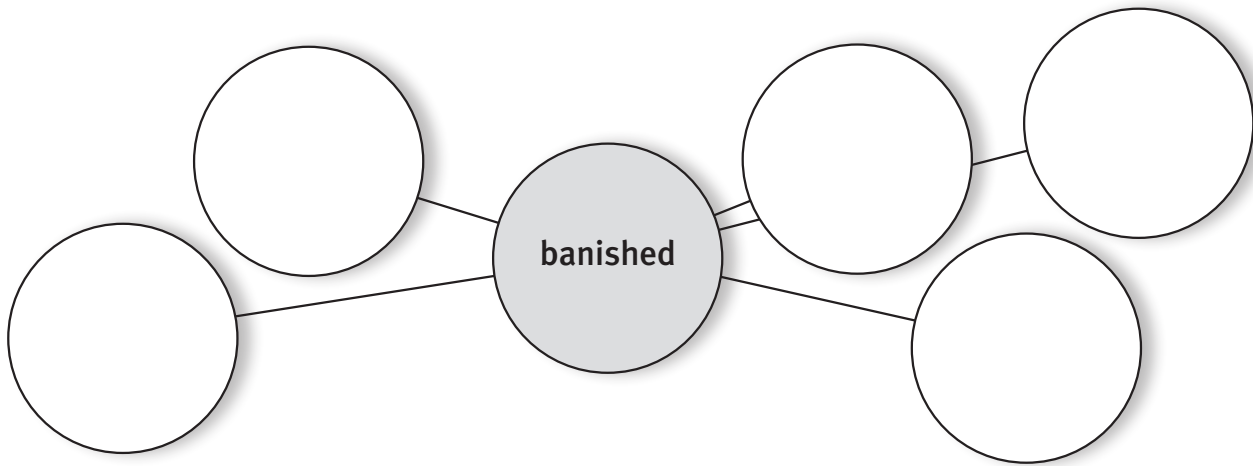
Person #3 _____

Into New Mexico

Lesson **2**

Key Terms

Complete a word web for each Key Term. Fill the surrounding circles with words that describe or relate to the term.



Text-to-Text Connections

Look for connections between the text and other texts you have read. Complete the page with information about connections you made while reading.


1. How many connections did you make between the text and other texts? _____

2. How did making connections change the way you read the lesson?

3. Choose the two strongest connections you made in the lesson. Describe each of the connections.

Connection 1:


Connection 2:



Application

Expedition Gossip

Write a gossip column for the local newspaper about the expeditions to New Mexico. Include information and details from the lesson.



The News

[illegible]

If I Were to Rule

Imagine you run an entire community! Fill in each box explaining how you would rule your own community.

Laws to keep people safe

Laws to keep things fair

Things the community needs

How I would enforce the laws

Complete the table with information about the Key Terms from this lesson.

Key Terms	Words to Describe	Examples
acequia		
cabildo		
mayordomo		
presidio		
refugee		
regidores		
vigas		

Text-to-World Connections

Look for connections between the text and events or issues in the world as you read. Complete the page with information about connections you made while reading.


1. How many connections did you make between the text and the world? _____

2. How did making connections change the way you read the lesson?

3. Choose the two strongest connections you made in the lesson. Describe each of the connections.

Connection 1:

Connection 2:



Letter From Santa Fe

Imagine you were there to witness all of the events from this lesson. Write a letter home describing what you saw and what you learned.

HEADING

The date of my letter _____

Write the date in the top-left section of the letter.

GREETING

My letter will be written to _____

Include a greeting such as *Dear* with the name of the person you are writing to.

BODY OF LETTER

What did you see?

What did you hear?

What did you feel?

What did you learn?

What event do you think is the most important to this time period?

CLOSING

Be sure to close your letter with a salutation such as *Sincerely* and sign your name.

Write a final draft of your letter on another sheet of paper.

